





2021-22 Texas Academic Performance Report (TAPR)

This page is intentionally blank.

Texas Education Agency
2021-22 STAAR Performance (TAPR)
TARRANT CO J J A E P (220916007) - HURST-EULESS-BEDFORD ISD - TARRANT COUNTY

School Year	State	District	Campus	African American	Hispanic	White	American Indian												
-------------	-------	----------	--------	------------------	----------	-------	-----------------	--	--	--	--	--	--	--	--	--	--	--	--

Texas Education Agency
2021-22 STAAR Performance (TAPR)



This campus is not rated on Progress (TAPR).

This campus is not rated on Bilingual Education/English as a Second Language (Current EB Students/EL) (TAPR).

Texas Education Agency
 2021-22 STAAR Participation (TAPR)
 TARRANT CO J J A E P (220916007) - HURST-EULESS-BEDFORD ISD - TARRANT COUNTY

	State	District	Campus	African American	Hispanic	White	American Indian	Asian	Pacific Islander	Two or More Races	Special Ed (Current)	Special Ed (Former)	Continuously Enrolled	Non-Continuously Enrolled	Econ Disadv	EB & EL (Current & Monitored)
Absent	1%	1%	*	*	*	-	-	-	-	-	-	-	*	-	*	-
Other	0%	1%	*	*	*	-	-	-	-	-	-	-	*	-	*	-
Social Studies																
Assessment Participant	98%	99%	*	-	*	-	-	-	-	-	-	-	*	-	*	-
Included in Accountability	94%	96%	*	-	*	-	-	-	-	-	-	-	*	-	*	-
Not Included in Accountability: Mobile	4%	3%	*	-	*	-	-	-	-	-	-	-	*	-	*	-
Not Included in Accountability: Other Exclusions	1%	0%	*	-	*	-	-	-	-	-	-	-	*	-	*	-
Not Tested	2%	1%	*	-	*	-	-	-	-	-	-	-	*	-	*	-



Texas Education Agency
 2021-22 Attendance, Graduation, and Dropout Rates (TAPR)
 TARRANT CO J J A E P (220916007) - HURST-EULESS-BEDFORD ISD - TARRANT COUNTY

	State	District	Campus	African American	Hispanic	White	American Indian	Asian	Pacific Islander	Two or More Races	Special Ed	Econ Disadv	EB/EL
Class of 2021	81.9%	86.2%	-	-	-	-	-	-	-	-	-	-	-
Class of 2020	83.5%	89.8%	-	-	-	-	-	-	-	-	-	-	-
RHSP/DAP/FHSP-E/FHSP-DLA Graduates (Longitudinal Rate)													
Class of 2021	85.7%	86.3%											

Texas Education Agency
 2021-22 Graduation Profile (TAPR)
 TARRANT CO J J A E P (220916007) - HURST-EULESS-BEDFORD ISD - TARRANT COUNTY

	Campus Count	Campus Percent	District Count	State Count
Graduatesf(2020-21 Annual Graduates)				
Total Graduates	-	-	1,633	358,842
By Ethnicity:				
African American	-	-	313	44,018
Hispanic	-	-	500	183,306
White	-	-	544	103,898
American Indian	-	-	11	1,195
Asian	-	-	152	18,030
Pacific Islander	-	-	38	553
Two or More Races	-	-	75	7,842
By Graduation Type:				
Minimum H.S. Program	-	-	0	934
Recommended H.S. Program/Distinguished Achievement Program	-	-	0	729
Foundation H.S. Program (No Endorsement)	-	-	255	56,281
Foundation H.S. Program (Endorsement)	-	-	1	13,582
Foundation H.S. Program (DLA)	-	-	1,377	287,316
Special Education Graduates	-	-	109	31,028
Economically Disadvantaged Graduates	-	-	655	184,225
Emergent Bilingual (EB)/English Learner (EL) Graduates	-	-	107	32,809
At-Risk Graduates	-	-	516	155,884
CTE Completers	-	-	147	99,076


There is no data for this campus.

Texas Education Agency
2021-22 CCMR-Related Indicators (TAPR)
TARRANT CO J J A E P (220916007) - HURST-EULESS-BEDFORD ISD - TARRANT COUNTY

There is no data for this campus.

Texas Education Agency
2021-22 Other Postsecondary Indicators (TAPR)
TARRANT CO J J A E P (220916007) - HURST-EULESS-BEDFORD ISD - TARRANT COUNTY

There is no data for this campus.



Texas Education Agency
 2021-22 Student Information (TAPR)
 TARRANT CO J J A E P (220916007) - HURST-EULESS-BEDFORD ISD - TARRANT COUNTY

Student Information	Membership				Enrollment			
	Campus		District	State	Campus		District	State
	Count	Percent			Count	Percent		
Students w/ Dyslexia	0	0.0%	5.3%	5.0%	0	0.0%	5.3%	5.0%
Foster Care	0	0.0%	0.1%	0.3%	0	0.0%	0.1%	0.3%
Homeless	0	0.0%	2.5%	1.1%	0	0.0%	2.4%	1.1%
Immigrant	0	0.0%	3.8%	2.0%	0	0.0%	3.8%	2.0%
Migrant	0	0.0%	0.0%	0.3%	0	0.0%	0.0%	0.3%
Title I	0	0.0%	47.2%	64.3%	0	0.0%	47.2%	64.3%
Military Connected	0	0.0%	2.3%	3.3%	0	0.0%	2.2%	3.3%
At-Risk	3	100.0%	51.6%	53.5%	3	100.0%	51.5%	53.5%
Students by Instructional Program:								
Bilingual/ESL Education	0	0.0%	18.8%					





Texas Education Agency
 2021-22 Staff Information (TAPR)
 TARRANT CO J J A E P (220916007) - HURST-EULESS-BEDFORD ISD - TARRANT COUNTY

	----- Campus -----			
Staff Information	Count/Average	Percent	District	State
Number of Students per Teacher	-	n/a	15.9	14.6

Staff Information				

--	--	--	--	--

--	--	--	--	--

--	--	--	--	--

--	--	--	--	--

--	--	--	--	--

